


PRODUCT
CATALOGUE

NEW REVISED EDITION
vol. 02

**ARCHITECTURAL GLASS
HARDWARE SOLUTIONS**



“As transparent as Glass”

Glassco is one of the leading name in Architectural Glass & Hardware solutions, offers 500+ Glass hardware & fitting products, Safety & Security products, Varieties of Glass & Aluminium accessories And other Glass related products

We have very huge range of safer, stronger, durable & reliable product line with Quality & technological advancement like, Glass Door & Partition fittings, Railing accessories, Aluminium profiles, Bathroom and shower fittings, safety locks & accessories, Auto sensing doors & many more... to fulfill all glass related needs & making the life more transparent with glass of our great customers, who are our strength and inspire us to do Better day by day It started from the concept as an initiative of creative minds, to the renowned Company today,

Welcome,
in the
New age of Glass World...


Glassco[®]



Our Vision & Mission is to reach more & more people & consumers to provide them all types of glass solutions globally, To help them in building their transparent glass world

Core Values of Glassco stands on 3 great pillar values of

1. **Honesty,**
2. **Quality,**
3. **Transparency.**



P-SERIES	01 (01-05)
Standard Patch Fittings	02
Patch Fittings Diagram	05
D-SERIES	06 (06-19)
Hydraulic Floor Springs	07
Floor Spring Accessories	08
Floor Spring set	09
Door Closers	10
Hydraulic Door Patches	11
Hydraulic Door Patch set	12
Glass Door Handles	13
Glass Dual Tone Door Handles	16
Glass Dual Shade Door Handles	17
Wooden Glass Door Handles	18
Fancy Door Handles With Lock	19
C-SERIES	20 (20-23)
Glass Connectors (Standard)	21
Glass Connectors (Brass & Casted)	23
F-SERIES	24 (24-32)
Spider Glass Facade Fittings	25
Spider Fitting Accessories	28
Glass Canopy Fittings	29
Point Glass Fittings	32
B-SERIES	33 (33-44)
Shower Hinges (Standard)	34
Shower Hinges (Brass)	35
Mini Shower & Door Hinges	36
Glass Shower Handles	37
Shower Knight Fittings	38
PVC Seals	41

Glass Corners & Shelves	43
Glass Brackets & Stud Fittings	44
S-SERIES	45 (45-63)
Sliding Door Rollers	46
Soft Close Sliding Door Rollers	49
Sliding Shower Door Handles	50
Sliding Door Knobs	51
Sliding Door System Set	52
Sliding Door Roller Accessories	54
Glass Sliding Tracks	56
Sliding Folding Door System	58
Frameless Centre Folding System	60
Synchronized Sliding Systems	62
Telescopic Sliding Systems	63
A-SERIES	64 (64-71)
Aluminium Glazing Profiles	65
Aluminium Shutter Profiles	66
Shutter Profiles Accessories	68
Aluminium Slim Partition Systems	69
L-SERIES	72 (72-76)
Glass Door Locks	73
R-SERIES	77 (77-93)
Stud Type Railing Fittings	78
Standard Rod Type Railing Fittings (Balusters)	79
Continuous Mounting Railings	81
Mounting Railing Brackets	84
Railing Spigot Fittings	85
Aluminium Railing Handrails	87
Railing Handrail Brackets (SS)	89
SS Railing Handrails	91
SS Handrail Accessories	92
Shade & Coat Glossary	94



P- Series

Patch Fittings & Partition Series,



Glassco provides you a variety of Patch fittings, Door fittings, Partition Accessories & Many more to create your ideal Home Space, It can be customizable, By using different combinations of these products as per your needs. In every product it's durability, quality & functions were tested on proper standards.

GSPF-01
Standard Top Patch



Standard Quality
SS-304

Also Available in 3 shades,



GSPF-02
Standard Bottom Patch



Standard Quality
SS-304

Also Available in 3 shades,



GSPF-03
Single Connector Patch



Standard Quality
SS-304

Also Available in 3 shades,



GSPF-03A
Single Connector- XLC



Standard Quality
SS-304

Also Available in 3 shades,



GSPF-04
Double Connector



Standard Quality
SS-304

Also Available in 3 shades,



STANDARD PATCH FITTINGS

GSPF-04A
Double Glass Connector



Standard Quality
SS-304

Also Available in 3 shades,



GSPF-04B
Double Connector- XLC



Standard Quality
SS-304

Also Available in 3 shades,



GSPF-05
Small 'L' Patch



Standard Quality
SS-304

Also Available in 3 shades,



GSPF-06
Big 'L' Patch



Standard Quality
SS-304

Also Available in 3 shades,



GSPF-07
Over Panel Patch



Standard Quality
SS-304

Also Available in 3 shades,



GSPF-08
Bottom Patch Lock



Standard Quality
SS-304

Also Available in 3 shades,



GSPF-09
Bottom Bearing Pivot



Standard Quality
SS-304

Also Available in 3 shades,



GSPF-10
Standard Pivot



Standard Quality
SS-304

Also Available in 3 shades,



GSPF-11
Strike Box



Standard Quality
SS-304

Also Available in 3 shades,



GSPF-12
Thumb Turn Lock



Standard Quality
SS-304

GSPF-12A
Strike Box for GSPF-12



Also Available in 3 shades,



GSPF-13
Double Connector Patch With Fin



Standard Quality
SS-304

Also Available in 3 shades,



GSPF-14
Double Over Panel Patch With Fin



Standard Quality
SS-304

Also Available in 3 shades,



GSPF-15
Over Panel With Side Panel Patch (Left)



Standard Quality
SS-304

Also Available in 3 shades,



GSPF-16
Over Panel With Side Panel Patch (Right)



Standard Quality
SS-304

Also Available in 3 shades,



GSPF-17
Double Patch Pivot With Fin



Standard Quality
SS-304

Also Available in 3 shades,



Specifications

- Comes in SS-304 Body
- Available in 2 types of Finishes
- Standard Static Design
- Proper Holding Feature

Features

- High Grade SS Material
- Bear high Temperatures
- High Water Resistance
- Quick & Easy Installation
- Matt & Glossy finishes



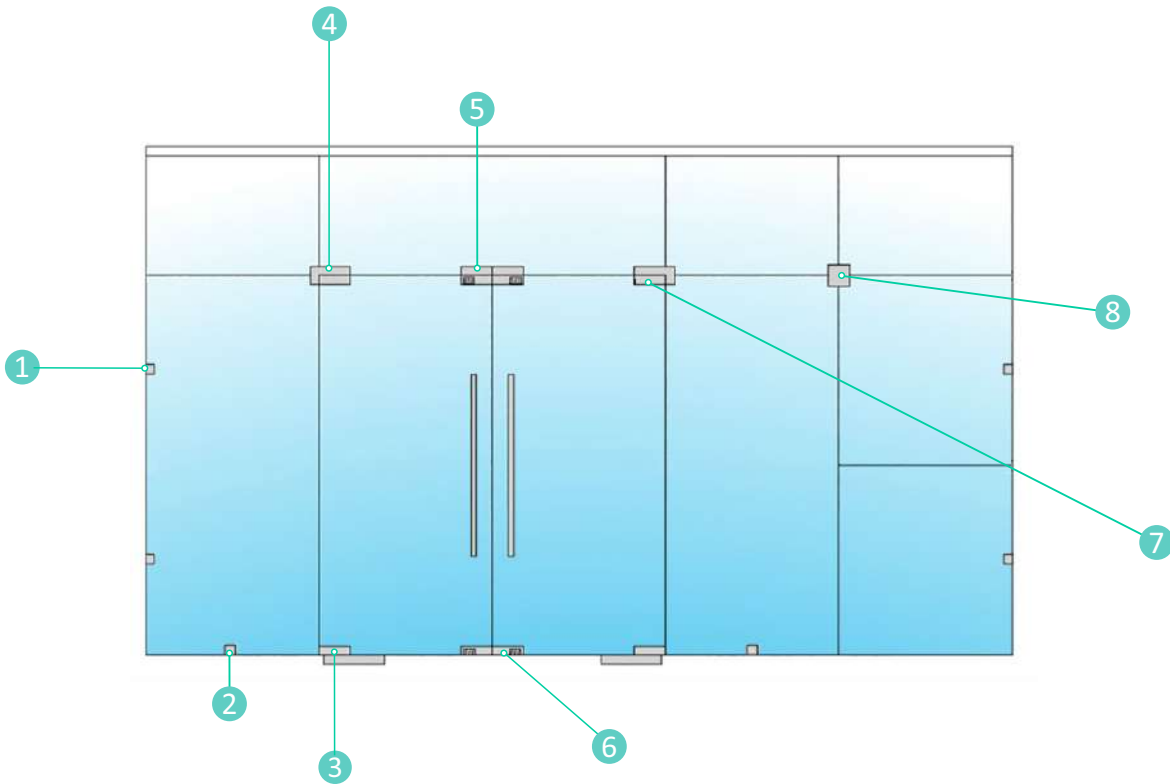
GSPF-18
4 Way Connector



Standard Quality
Pure SS

Also Available in 3 shades,





PATCH FITTINGS DIAGRAM

P-SERIES

- | | |
|-------------|------------|
| 1. GSPF-03 | 5. GSPF-11 |
| 2. GSPF-03A | 6. GSPF-08 |
| 3. GSPF-02 | 7. GSPF-01 |
| 4. GSPF-06 | 8. GSPF-18 |

“

Today's Buildings are like Books,
Architecture is it's Binding,
& their Text is a Glass
without them it's incomplete

”

D- Series

Door Fittings & Partition Series,

Wide range of Door hardware fittings accessories available in Glassco for your ideal home. all products like Door Handles, Floor Springs, Door patches, Door closures and many more are properly tested & inspected.



You can customize all of these product series By using different combinations of them, as per your requirement.

GFS-01
Single Cylinder Floor-spring



Maximum capacity 90kg
3,50,000 cycles Tested
Power & height Adjustable

Also Available in 3 shades,



GFS-02
Double Cylinder Floor-spring



Maximum capacity 120kg
5,00,000 cycles Tested
Power & height Adjustable

Also Available in 3 shades,



GFS-03
Double Cylinder Floor-spring



Maximum capacity 150kg
5,00,000 cycles Tested
Power & height Adjustable

Also Available in 3 shades,



HYDRAULIC FLOOR SPRINGS

Specifications

Plate of SS-304
Power Adjustable
Glossy / Matt Finishes
1 & 5 Years of Warranty

Features

High Grade Quality SS & iron Body
Power Adjustable
Less Resistance
3,50,000 to 7,50,000 cycles tested
Bear High Temperature
Heat & Water Resistance
Quick & Easy Installation


GFS-04
Super Floor-spring (Double Cylinder)

NEW



Maximum capacity 120kg
7,50,000 cycles Tested
Power & height Adjustable

Also Available in 3 shades,



GFSA-01

Top & Bottom Pivot For Wood & Aluminium Doors (Wooden Pivot) (Standard)



Standard Quality

SS Finish
Ideal For Standard Use

GFSA-02

Top & Bottom Pivot For Wood & Aluminium Doors (Wooden Pivot) (Regular)



Standard Quality

Uncoated
Ideal For Running Use

GFSA-03

Mini Floor Bearing Pivot



Standard Quality
SS-304

Also Available in 3 shades,



FLOOR SPRING ACCESSORIES


GSPF-09 / GSFA-04

Bottom Bearing Pivot



Standard Quality
SS-304

Also Available in 3 shades,



GSPF-10 / GSFA-04

Bottom Pivot

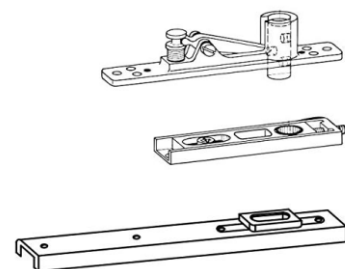


Standard Quality
SS-304

Also Available in 3 shades,



Open Your Doors of imagination



GFSS-01
Floor Spring Set (90kg)



90 Kg. Capacity
GFS-01, GSPF-01, GSPF-02, GSPF-10

Single cylinder Floor Spring (90kg.) + Top Patch + Bottom Patch + Pivot

Also Available in 3 shades,



GLASS FITTINGS
SETS

Specifications

Plate of SS-304
Power Adjustable
Glossy / Matt Finishes
1 & 5 Years of Warranty

Features

High Grade Quality SS & iron Body
Power Adjustable
Less Resistance
3,50,000 to 7,50,000 cycles tested
Bear High Temperature
Heat & Water Resistance
Quick & Easy Installation

GFSS-02
Floor Spring Set (120kg)



120 Kg. Capacity
GFS-02, GSPF-01, GSPF-02, GSPF-10

Double cylinder Floor Spring (120kg.) + Top Patch + Bottom Patch + Pivot

Also Available in 3 shades,



GFSS-03
Floor Spring Set (150kg)



150 Kg. Capacity
GFS-03, GSPF-01, GSPF-02, GSPF-10

Double cylinder Floor Spring (150kg.) + Top Patch + Bottom Patch + Pivot

Also Available in 3 shades,



GDC-01
Overhead Door Closer (Standard)

NEW



Maximum capacity 45kg
Standard Round Type shape
Closing Force Adjustable

Also Available in,



GDC-02
Overhead Door Closer (Standard)



Maximum capacity 60kg, 80kg
Standard Round Type shape
Closing Force Adjustable

Also Available in,



DOOR CLOSERS

Specifications

Body of Aluminium
Power Adjustable
Available in 2 shades
1 Years of Warranty

Features

High Grade Quality Aluminium Body
Closing Force Adjustable
Less Resistance
Properly tested
Bear high Temperatures
Water Resistance
Quick & Easy Installation

GDC-03
Overhead Door Closer (Square)



Maximum capacity 80kg, 100kg
Square Type shape
Closing Force Adjustable

Also Available in,



GDC-04
Overhead Door Closer (Concealed)



Maximum capacity 60kg, 100kg
Concealed Type
Closing Force Adjustable

Also Available in,



GHDP-01
Hydraulic Door Patch (Standard)



Maximum capacity 80kg
SS-304
Power Adjustable

Also Available in 3 shades,



GHDP-02
Hydraulic Door Patch (Medium)



Maximum capacity 100kg
SS-304
Power Adjustable

Also Available in 3 shades,



GHDP-03
Hydraulic Door Patch (Heavy)



Maximum capacity 120kg
SS-304
Power Adjustable

Also Available in 3 shades,



HYDRAULIC DOOR PATCHES

Specifications

Body of SS-304
Power Adjustable
Glossy / Matt Finishes
1 Year of Guarantee

Features

High Grade Quality Steel Body
Opening & Closing Force Adjustable
Less Resistance
4,00,000 cycles tested
Bear 60 degree Celsius Temperature
Heat & Water Resistance
Quick & Easy Installation

GHDS-01
Hydraulic Patch Set (Standard)



+



+



80 Kg. Capacity
GHDP-01, GSPF-01, GSPF-10

Hydraulic door Patch (80kg.) + Top Patch + Pivot

Also Available in 3 shades,



GHDS-02
Hydraulic Patch Set (Medium)



+



+



100 Kg. Capacity
GHDP-02, GSPF-01, GSPF-10

Hydraulic door Patch (100kg.) + Top Patch + Pivot

Also Available in 3 shades,



GLASS FITTINGS
SETS

Specifications

Body of SS-304
Power Adjustable
Glossy / Matt Finishes
1 Year of Guarantee

Features

High Grade Quality Steel Body
Opening & Closing Force Adjustable
Less Resistance
4,00,000 cycles tested
Bear 60 degree Celsius Temperature
Heat & Water Resistance
Quick & Easy Installation

GHDS-03
Hydraulic Patch Set (Heavy)



+



+



120 Kg. Capacity
GHDP-02, GSPF-01, GSPF-10

Hydraulic door Patch (120kg.) + Top Patch + Pivot

Also Available in 3 shades,



GDH-01

Glass Door Handle
Round 'H' Type



Thickness	Length
22mm	200mm
22mm	250mm
22mm	300mm
25mm	300mm
25mm	450mm
25mm	600mm
32mm	600mm
32mm	900mm
32mm	1200mm
32mm	1500mm

12mm Hole Diameter
Standard Round Type 'H' shape
SS-202 & SS-304
Available in Glossy & Matt Finish

Also Available in 3 shades,



GLASS DOOR HANDLES



Specifications

- SS Material
- 4 shades
- Ideal For 8 to 15mm Glass
- PVC Gaskets Between Glass & Handle

Features

- High Grade Quality Steel Body
- Proper Hold
- Effective Handling
- Finish of Matt & Glossy Available
- Bear 60 degree Celsius Temperature
- Heat & Water Resistance
- Quick & Easy Installation

Thickness	Length
22mm	200mm
22mm	250mm
22mm	300mm
25mm	300mm
25mm	450mm
25mm	600mm
32mm	600mm
32mm	900mm
32mm	1200mm
32mm	1500mm

GDH-02
Glass Door Handle
Round 'D' Type



12mm Hole Diameter
Standard Round Type 'D' shape
SS-202 & SS-304
Available in Glossy & Matt Finish

Also Available in 3 shades,



GDH-03

Glass Door Handle
Round 'S' Type



Thickness	Length
22mm	200mm
22mm	250mm
22mm	300mm
25mm	300mm

12mm Hole Diameter
Standard Round Type 'S' shape
SS-202 & SS-304
Available in Glossy & Matt Finish

Also Available in 3 shades,



GDH-04

Glass Door Handle
Round 'A' Type



Thickness	Length
22mm	200mm
22mm	250mm
22mm	300mm
25mm	300mm
25mm	450mm
25mm	600mm

12mm Hole Diameter
Standard Round Type 'A' shape
SS-202 & SS-304
Available in Glossy & Matt Finish

Also Available in 3 shades,



GDH-05

Glass Door Handle
Round 'O' Type



Thickness	Length
22mm	200mm
22mm	250mm
22mm	300mm
25mm	300mm
25mm	450mm
25mm	600mm

12mm Hole Diameter
Standard Round Type 'O' shape
SS-202 & SS-304
Available in Glossy & Matt Finish

Also Available in 3 shades,



NEW

GDH-06

Glass Door Handle
Round 'C' Type



Thickness	Length
22mm	200mm
22mm	250mm
22mm	300mm
25mm	300mm

12mm Hole Diameter
Standard Round Type 'C' shape
SS-202 & SS-304
Available in Glossy & Matt Finish

Also Available in 3 shades,



GDH-07

Glass Door Handle
Round 'Q' Type



Thickness	Length
22mm	250mm
22mm	300mm
25mm	300mm
25mm	450mm

12mm Hole Diameter
Standard Round Type 'Q' shape
SS-202 & SS-304
Available in Glossy & Matt Finish

Also Available in 3 shades,



GDH-08

Glass Door Handle
Square 'H' Type



Thickness	Length
22mm	250mm
25mm	300mm
25mm	450mm
25mm	600mm

12mm Hole Diameter
Standard Round Type 'H' shape
SS-202 & SS-304
Available in Glossy & Matt Finish

Also Available in 3 shades,



GDH-09

Glass Door Handle
Square 'O' Type



Thickness	Length
22mm	200mm
22mm	250mm
22mm	300mm
25mm	300mm
25mm	450mm
25mm	600mm

12mm Hole Diameter
Standard Round Type 'O' shape
SS-202 & SS-304
Available in Glossy & Matt Finish

Also Available in 3 shades,



GDH-10

Glass Door Handle
Round 'H' intercrossed Type



Thickness	Length
25mm	325mm
32mm	457mm
32mm	600mm

12mm Hole Diameter
Standard Round Type 'H' shape
SS-202 & SS-304
Available in Glossy & Matt Finish

Also Available in 3 shades,



GDH-11

Glass Door Handle
Round 'U' Type



Thickness	Length
22mm	200mm
22mm	250mm
22mm	300mm
25mm	300mm
25mm	450mm

12mm Hole Diameter
Standard Round Type 'U' shape
SS-202 & SS-304
Available in Glossy & Matt Finish

Also Available in 3 shades,



GDH-12

Glass Door Handle
Slim Fancy 'H' Type Round

NEW



Thickness	Length
32mm	300mm
32mm	450mm
32mm	600mm

12mm Hole Diameter
Standard Round Type 'H' shape
SS-202 & SS-304
Available in Glossy & Matt Finish

Also Available in 3 shades,



NEW

GDH-13

Glass Door Handle
Slim Fancy 'H' Type Square



Thickness	Length
32mm	300mm
32mm	450mm
32mm	600mm

12mm Hole Diameter
Standard Square Type 'H' shape
SS-202 & SS-304
Available in Glossy & Matt Finish

Also Available in 3 shades,



GDHD-01

Dual Tone Door Handle
Round 'H' Type



Thickness	Length
22mm	200mm
22mm	250mm
22mm	300mm
25mm	300mm
25mm	450mm
25mm	600mm
32mm	600mm
32mm	900mm
32mm	1200mm
32mm	1500mm

12mm Hole Diameter
Standard Round Type 'H' shape
SS-202 & SS-304
12mm Hole Diameter

GDHD-02

Dual Tone Door Handle
Round 'D' Type



Thickness	Length
22mm	200mm
22mm	250mm
22mm	300mm
25mm	300mm
25mm	450mm
25mm	600mm
32mm	600mm
32mm	900mm
32mm	1200mm
32mm	1500mm

12mm Hole Diameter
Standard Round Type 'D' shape
SS-202 & SS-304
12mm Hole Diameter

GDHD-03

Dual Tone Door Handle
Round 'S' Type



Thickness	Length
22mm	200mm
22mm	250mm
22mm	300mm
25mm	300mm

12mm Hole Diameter
Standard Round Type 'S' shape
SS-202 & SS-304
12mm Hole Diameter

GDHD-04

Dual Tone Door Handle
Round 'O' Type



Thickness	Length
22mm	200mm
22mm	250mm
22mm	300mm
25mm	300mm
25mm	450mm
25mm	600mm

12mm Hole Diameter
Standard Round Type 'O' shape
SS-202 & SS-304
12mm Hole Diameter

**GLASS DUAL TONE
DOOR HANDLES**



GDDH-01

Dual Shade Door Handle (Black)
Round 'H' Type



Thickness	Length
25mm	300mm
25mm	450mm
32mm	600mm

12mm Hole Diameter
Standard Round Type 'H' shape
Stainless Steel Material
Available in Glossy & Matt Finish

GDDH-02

Dual Shade Door Handle (Black)
Round 'D' Type



Thickness	Length
25mm	300mm
25mm	450mm
32mm	600mm

12mm Hole Diameter
Standard Round Type 'D' shape
Stainless Steel Material
Available in Glossy & Matt Finish

Specifications

Body of SS-304
Dual Tones(Finishes)
Rubber Gaskets Between Glass & Handle
Powder coating
Ideal For 8 to 15mm Glass

Features

High Grade Quality Steel Body
Adjustable according Glass Thickness
Less Resistance
Bear 60 degree Celsius Temperature
Heat & Water Resistance
Quick & Easy Installation
Coating of Black & Wooden in Dual Shade Handles
Smooth Finish
Proper Grip

GLASS DUAL SHADE DOOR HANDLES

GDDH-03

Dual Shade Door Handle (Wooden)
Round 'H' Type

NEW



Thickness	Length
25mm	300mm
25mm	450mm
32mm	600mm

12mm Hole Diameter
Standard Round Type 'H' shape
Stainless Steel Material
Available in Glossy & Matt Finish

NEW

GDDH-04

Dual Shade Door Handle (Wooden)
Round 'D' Type



Thickness	Length
25mm	300mm
25mm	450mm
32mm	600mm

12mm Hole Diameter
Standard Round Type 'D' shape
Stainless Steel Material
Available in Glossy & Matt Finish

GWFH-01

Wooden Fancy Handle Wood Brown



Thickness	Length
25mm	300mm
25mm	450mm
32mm	600mm

Premium Quality
Pure SS & High Grade Wood Material
Fancy Round Type 'H' shape

GWFH-02

Wooden Full Body Fancy Handle



Thickness	Length
25mm	300mm
25mm	450mm
32mm	600mm

Premium Quality
Pure SS & High Grade Wood Material
Fancy Round Type 'D' shape

GWFH-03

Wooden Fancy Handle Coffee Brown

NEW



Thickness	Length
25mm	300mm
25mm	450mm
32mm	600mm

Premium Quality
Pure SS & High Grade Wood Material
Fancy Round Type 'H' shape

WOODEN FANCY GLASS DOOR HANDLES

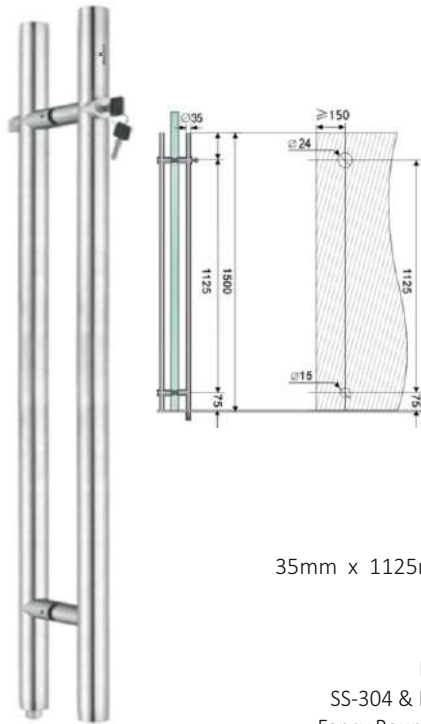
Specifications

Original Wooden Profiles Covering Handle
Rubber Gaskets Between Glass & Handle
Body of SS-304 and Pure Wood
Ideal For 8 to 15mm Glass
12mm Hole Diameter

Features

High Grade Quality Steel Body
Less Resistance
Bear 60 degree Celsius Temperature
Real Wooden Touch
Quick & Easy Installation
Dual Material
High Grade Original Wooden Profiles Covering Handles
Smooth Finish
Proper Grip


GDHL-01
Door Handle with Lock Standard



Available in,
35mm x 1125mm x 1500mm

Premium Quality
SS-304 & High Quality lock
Fancy Round Type 'H' shape

GDHL-02
Door Handle with Lock Square



Available in,
25mm x 38mm x 1125mm x 1500mm

Premium Quality
SS-304 & High Quality lock
Fancy Square Type 'H' shape

FANCY DOOR HANDLES WITH LOCK

Specifications

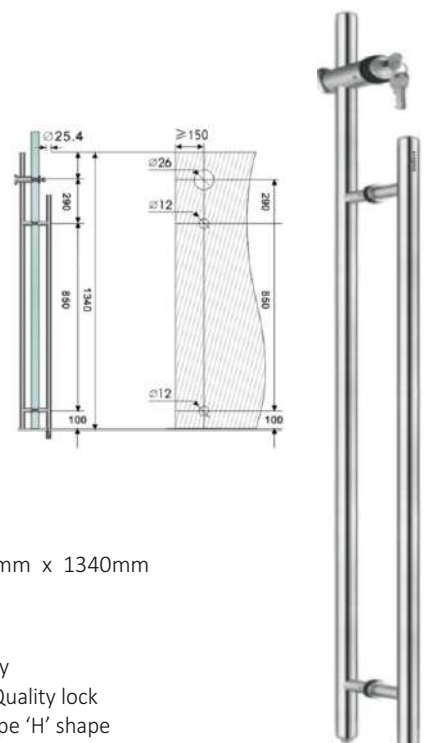
High Grade & Durable Lock
Rubber Gaskets Between Glass & Handle
Body of SS-304
12mm Hole Diameter

Features

Less Resistance
Bear High Temperature
Safety lock
Quick & Easy Installation
Adjustable according Glass Thickness
High Grade Quality Steel Body
High Grade Original SS Strong Handles
Smooth Finish
Proper Grip

NEW

GDHL-03
Door Handle with Lock Up-Down



Available in,
35mm x 850mm x 1340mm

Premium Quality
SS-304 & High Quality lock
Fancy Round Type 'H' shape

C- Series

Connector & Glass Enclosure Series,



Glassco Connector series, Where you have different types of enclosure fittings which aids in designing your ideal space of glass. It also ensures to provide Modern architectural concept solutions. All products were tested on proper tests & standards.

GGC-01
Fixed Floor connector



Standard Quality
Available in SS-202 & SS-304

Also Available in 3 shades,



GGC-1A
Fixed Floor connector(Standard)



Standard Quality
Available in SS-202 & SS-304

Also Available in 3 shades,



GGC-02
90° Wall to Glass Connector



Standard Quality
Available in SS-202 & SS-304

Also Available in 3 shades,



GLASS CONNECTORS (STANDARD)

GGC-03
90° Glass to Glass Connector



Standard Quality
Available in SS-202 & SS-304

Also Available in 3 shades,



GGC-3A
'T' Glass Connector



Standard Quality
Available in SS-202 & SS-304

Also Available in 3 shades,



Specifications

Available in SS-202 & SS-304 Material bodies
Available in Glossy & Matt Finish
Rubber Gaskets for safety
2.5mm-3mm thickness

Features

High Grade Stainless Steel material body
Bear high Temperatures
Water Resistance
Quick & Easy Installation
Proper Holding Capacity

GGC-04
135° Glass to Glass Connector



Standard Quality
Available in SS-202 & SS-304

Also Available in 3 shades,




GGC-05
180° Glass to Glass Connector



Standard Quality
Available in SS-202 & SS-304

Also Available in 3 shades,



GGC-06
180° Wall to Glass Connector



Standard Quality
Available in SS-202 & SS-304

Also Available in 3 shades,



GSPF-07
4 Way Connector



Standard Quality
Pure SS

Also Available in 3 shades,



GGC-08
Centre Sliding Connector



Standard Quality
Pure SS

Also Available in 3 shades,



“

Better connections,
Always leads to,
Better Results...
So, find Connectors.

”




GGCB-01
Fixed Floor connector



Standard Quality
Casting & Brass Materials

Also Available in 3 shades,



GGCB-02
90° Wall to Glass Connector



Standard Quality
Casting & Brass Materials

Also Available in 3 shades,




GGCB-03
90° Glass to Glass Connector



Standard Quality
Casting & Brass Materials

Also Available in 3 shades,



GGCB-3A
'T' Type Glass Connector



Standard Quality
Casting & Brass Materials

Also Available in 3 shades,



GLASS CONNECTORS (BRASS & CASTED)

Specifications

Available in Casting & Brass body
Available in Glossy & Matt Finish
Rubber Gaskets for safety
3mm-4mm thickness

Features


High Grade Cast & Brass body
Bear high Temperatures
Water Resistance
Quick & Easy Installation
Proper Holding Capacity

GGCB-04
135° Glass to Glass Connector



Standard Quality
Casting & Brass Materials

Also Available in 3 shades,



GGCB-05
180° Glass to Glass Connector



Standard Quality
Casting & Brass Materials

Also Available in 3 shades,



GGCB-5A
180° Wall to Glass Connector



Standard Quality
Casting & Brass Materials

Also Available in 3 shades,





F- Series

Facade & Glass Elevation Series,

Various fittings related to Glass Facade & elevation
For Advanced Glass Solutions for your Space
available in Glassco.
all products like Spider fittings, Glass Point,
Roof Type Fittings, Canopy Fittings and many more.
All Products are properly inspected & Supervised.



GSF-01
4 way Fin Type Spider



Standard Quality
Pure SS

Also Available in,



SPIDER GLASS FACADE FITTINGS

Specifications

Body of SS-304 & SS-316
Proper Hold Quality
Matt & Glossy finishes
Sleek Arm Design
200mm arm / 220mm arm

Features

High Quality SS Body
2 Types in Finish
Higher Strength
High Weight Bearing Design
Casted arm Design
Heat & Water Resistance
Quick & Easy Installation



Standard Quality
Pure SS

Also Available in,



GSF-02
2 way Fin Type Spider

GSF-03
4 way Point Type Spider



Standard Quality
Pure SS

Also Available in,



GSF-04
3 way Point Type Spider



Standard Quality
Pure SS

Also Available in,



GSF-05
2 way Point Type 180° Spider



Standard Quality
Pure SS

Also Available in,



GSF-06
2 way Point Type 90° Spider



Standard Quality
Pure SS

Also Available in,



GSF-07
1 way Point Type Spider



Standard Quality
Pure SS

Also Available in,



GSF-08
2 way Fin Type 90° Spider



Standard Quality
Pure SS

Also Available in,



GSF-09
1 way Fin Type 45° Spider (Left sided)



Standard Quality
Pure SS

Also Available in,



GSF-10
1 way Fin Type 45° Spider (Right sided)



Standard Quality
Pure SS

Also Available in,



GSF-11
1 way Point Type 90° Spider



Standard Quality
Pure SS

Also Available in,



GSF-12
4 way Type 90° Spider



Standard Quality
Pure SS

Also Available in,



GSF-13
2 way Type Spider



Standard Quality
Pure SS

Also Available in,

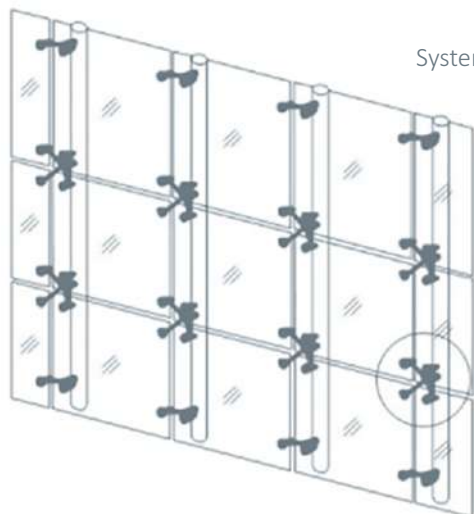


GSF-14
1 way Type Spider



Standard Quality
Pure SS

Also Available in,



System Components

Metal Structure
(Vertical pipe or pipe truss)

Glass

Connector

1

2

Spider Point-Fixed Glass Curtain Wall System

- 1. GSF-03
- 2. GSFS-09

4 way Point Type Spider
Routel

**SPIDER FITTING
ACCESSORIES**

GRF-01

Articulated Routel with Head (60mm)



Standard Quality
Pure SS

Also Available in,



GRF-02

Articulated Routel (60mm)



Standard Quality
Pure SS

Also Available in,



GRF-03

Fix Head Flat Routel



Standard Quality
Pure SS

Also Available in,



GRF-04

Fix Head Degree Routel



Standard Quality
Pure SS

Also Available in,



GRF-05

Countersunk Routel



Standard Quality
Pure SS

Also Available in,



GCF-01
Wall to Glass Canopy Connector



Standard Quality
Pure SS

GCF-02
Rod to Glass Canopy Connector



Standard Quality
Pure SS

GLASS CANOPY FITTINGS

Specifications

Pure SS-304
Matt & Glossy finishes
Proper Hold
Wall Mounted Facility

Features

High SS body
Bear high Temperatures
Water & Heat Resistance
Quick & Easy Installation
Heavy Weight Holding Capacity

GCF-03

Wall to Rod Canopy Connector



Standard Quality
Pure SS



GCF-04

Adjustable Glass Canopy Connector



Standard Quality
Pure SS

GCF-05
Wall Connector For Rod Cable



Standard Quality
Pure SS

GCF-06

Connecting Canopy Rod (12/16mm)



Standard Quality
Pure SS

GRF-06
Fix Head Routel



Standard Quality
Pure SS

Also Available in,



GRF-07
Point Type Spider Fitting Routel Bolt



Standard Quality
Pure SS

Also Available in,



Specifications

Body of SS-304 & SS-316
Proper Hold Quality
Matt & Glossy finishes
Static Design

Features

High Quality SS Body
Higher Strength
Less Resistance
High Weight Bearing Dynamic Design
Proper Grip
Heat & Water Resistance
Quick & Easy Installation

GFP-01
Fin Plate (200- 300- 400mm)



Standard Quality
Pure SS

Also Available in,



GSP-01
Splice Plate (250- 300- 350mm)



Standard Quality
Pure SS

Also Available in,



GCF-07
Threaded Sleeve Connector



Standard Quality
Pure SS

GCF-08
Wall to Glass Connector



Standard Quality
Pure SS

GCF-09
Canopy Fittings Set-1



Standard Quality
Pure SS

NEW

GCF-10
Canopy Fittings Set-2



Standard Quality
Pure SS

GGPF-01
G To G Adjustable Connector



Available in 52.5- 60- 82- 103 mm
High Grade SS body

GGPF-02
G To G Adjustable Connector with Fin



Available in 52.5- 60- 82- 103 mm
High Grade SS body

GGPF-03
W To G Adjustable Connector



Available in 52.5- 60- 82- 103 mm
High Grade SS body

GGPF-04
W To G Fix Connector



Available in 52.5- 60- 82- 103 mm
High Grade SS body

POINT GLASS FITTINGS

Specifications
Body of SS-304
Proper Hold Quality
Matt & Glossy finishes
Sleek Arm Design

Features
High Quality SS Body
Better Holding Capacity
High Weight Bearing
High Strength
Heat & Water Proof
Quick & Easy Installation

GGPF-05
W To G Point Connector




Available in 52.5- 60- 82- 103 mm
High Grade SS body

GGPF-06
W To G 90° Point Connector



Available in 52.5- 60- 82- 103 mm
High Grade SS body

GGPF-07
G To G 90° Point Connector



Available in 52.5- 60- 82- 103 mm
High Grade SS body

GGPF-08
G To G Point Connector



Available in 52.5- 60- 82- 103 mm
High Grade SS body



B- Series

Bathroom & Shower Cabinet Fittings Series,

In Glassco we have wide range of Shower enclosure fittings and accessories, Which facilitates you in the way that you can customize your dream shower area and bathroom as per your requirements All products were tested on proper standards.

GSH-01
90° Fixed Bracket



Standard Quality
SS-304 Material

Also Available in 3 shades,



GSH-02
90° Wall to Glass Offset Hinge



Standard Quality
SS-304 Material

Also Available in 3 shades,



GSH-03
90° Wall to Glass Hinge



Standard Quality
SS-304 Material

Also Available in 3 shades,



GSH-04
90° Glass to Glass Hinge



Standard Quality
SS-304 Material

Also Available in 3 shades,



GSH-05
135° Glass to Glass Hinge



Standard Quality
SS-304 Material

Also Available in 3 shades,



GSH-06
180° Glass to Glass Hinge



Standard Quality
SS-304 Material

Also Available in 3 shades,



SHOWER HINGES (STANDARD)

Specifications

Comes in SS-304
Available in Glossy & Matt Finish
PVC Gaskets for safety
Smooth Movement

Features

High Grade SS body
Bear high Temperatures
High Water Resistance
Quick & Easy Installation
High Holding Capacity

GSH-07
'T' Type (3 way) Glass to Glass Hinge



Standard Quality
SS-304 Material

Also Available in 3 shades,



GSH-08
90° Fixed Bracket



Premium Quality
High Grade Brass body

Also Available in 3 shades,



GSH-09
90° Wall to Glass Offset Hinge



Premium Quality
High Grade Brass body

Also Available in 3 shades,



GSH-10
90° Wall to Glass Hinge



Premium Quality
High Grade Brass body

Also Available in 3 shades,



GSH-11
90° Glass to Glass Hinge



Premium Quality
High Grade Brass body

Also Available in 3 shades,



GSH-12
135° Glass to Glass Hinge



Premium Quality
High Grade Brass body

Also Available in 3 shades,



SHOWER HINGES (BRASS)

Specifications

Comes in Brass Body
Available in Glossy & Matt Finish
PVC Gaskets for safety
Smooth Movement

Features

High Grade Brass Material
Bear high Temperatures
High Water Resistance
Quick & Easy Installation
High Holding Capacity

GSH-13
180° Glass to Glass Hinge



Premium Quality
High Grade Brass body

Also Available in 3 shades,



GSH-14
'T' Type (3 way) Glass to Glass Hinge



Premium Quality
High Grade Brass body

Also Available in 3 shades,



GMH-01
Wall To Glass Mini Hinge



Standard Quality
SS-304

Also Available in 3 shades,



GMH-02
Glass To Glass Mini Hinge



Standard Quality
SS-304

Also Available in 3 shades,



Specifications

- Comes in SS-304 Body
- Available in Glossy & Matt Finish
- PVC Gaskets for safety
- Cutout Required
- Compact Size

Features

- High Grade SS Material
- Bear high Temperatures
- High Water Resistance
- Quick & Easy Installation
- Smooth Movement

MINI SHOWER & DOOR HINGES

GHH-01
Wall To Glass Hydraulic Hinge



Standard Quality
SS-304

Also Available in 3 shades,



GHH-02
Glass To Glass Hydraulic Hinge



Standard Quality
SS-304

Also Available in 3 shades,



GBTH-01

Bathroom Towel Bar Handle with Knob
Round Type



Length 450mm/460mm
Ideal For Tempered Glass
Standard Round Type
SS-304 Material
Available in Glossy & Matt Finish
Also Available in 3 shades,



GLASS SHOWER HANDLES



GBTH-02

Bathroom Towel Bar With Handle
Round Type



Size of 150x450mm/152x460mm
Ideal For Tempered Glass
Standard Round Type
SS-304 Material
Available in Glossy & Matt Finish

Also Available in 3 shades,



Specifications

Body of SS-304
Available in Glossy & Matt Finish
19mm Thickness
PVC Gaskets Between Glass & Handle
12mm Hole Diameter

Features

High Grade Quality SS Body
Proper Grip
Less Resistance
Long Life & High level of Rust Resistance
Bear High Temperatures
Heat & Water Resistance
Quick & Easy Installation

GBTH-03

Bathroom Towel Rode With Handle
Square Type



Size of 150x450mm/152x460mm
Ideal For Tempered Glass
Standard Square Type
SS-304 Material
Available in Glossy & Matt Finish

Also Available in 3 shades,



GSKF-01
Rod To Wall Holder



Premium Quality
High Grade SS & Brass body
Also Available in 3 shades,



GSKF-02
Rod To Glass Holder



Premium Quality
High Grade SS & Brass body
Also Available in 3 shades,



GSKF-03
Rod To Glass Holder (Blind)



Premium Quality
High Grade SS & Brass body
Also Available in 3 shades,



SHOWER KNIGHT FITTINGS

Specifications

Body of SS-304/Brass
Available in Glossy & Matt Finish
Proper Hold

Features

High Grade SS & Brass Body
Proper Grip
Less Resistance
Bear high Temperatures
Water Resistance
Quick & Easy Installation
Round, Rectangle & Square Bodies

GSKF-04
Rod To Rod Holder



Premium Quality
High Grade SS & Brass body
Also Available in 3 shades,



GSKF-05
3 (T Type) Way Rod Holder



Premium Quality
High Grade SS & Brass body
Also Available in 3 shades,



GSKF-06
Wall To Track Holder



Premium Quality
High Grade SS & Brass body
Also Available in 3 shades,



GSKF-07
Track To Glass Holder



Premium Quality
High Grade SS & Brass body
Also Available in 3 shades,



GSKF-08
Track To Track Holder 90°



Premium Quality
High Grade SS & Brass body
Also Available in 3 shades,



GSKF-09
Track To Track Holder 135°



Premium Quality
High Grade SS & Brass body
Also Available in 3 shades,



GSKF-10
3 Way (T Type) Track Holder



Premium Quality
High Grade SS & Brass body
Also Available in 3 shades,



GSKF-11
Pipe To Wall Holder



Premium Quality
High Grade SS body
Also Available in 3 shades,



GSKF-12
Pipe To Glass Holder



Premium Quality
High Grade SS body
Also Available in 3 shades,



GSKF-13
Pipe To Glass Holder (Blind)



Premium Quality
High Grade SS body
Also Available in 3 shades,



GSKF-14
Pipe To Pipe Holder 90°



Premium Quality
High Grade SS body
Also Available in 3 shades,



GSKF-15
3 Way (T Type) Pipe Holder



Premium Quality
High Grade SS body
Also Available in 3 shades,



GSKF-16
Round Rod 19-25mm



Premium Quality
SS-304 Material

Also Available in 3 shades,



GSKF-17
Reinforcing Track 10-30mm



Premium Quality
SS-304 Material

Also Available in 3 shades,



GSKF-18
Square Pipe 25mm



Premium Quality
SS-304 Material

Also Available in 3 shades,



GSKF-19
Rod To Glass Holder (Heavy)



Premium Quality
High Grade SS & Brass body

Also Available in 3 shades,



GSKF-20
2 Way Glass To Pipe Holder

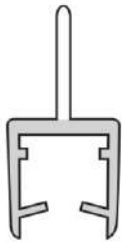


Premium Quality
High Grade SS & Brass body

Also Available in 3 shades,



GPS-01
Central Seal

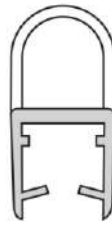


Standard Quality
Heavy PVC body

Also Available in,



GPS-02
'D' Seal

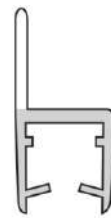


Standard Quality
Heavy PVC body

Also Available in,



GPS-03
Side 'h' Seal



Standard Quality
Heavy PVC body

Also Available in,




PVC SEALS

Specifications

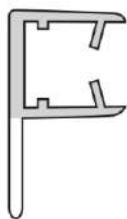
Body of PVC
2 Types in shades
Proper Holding Grip
Thickness - 8/10/12mm
Length in 2.2 & 3 mtr.

Features

High Grade PVC Body
Proper Grip
Less Resistance
Water Resistance
Quick & Easy Installation
Quality Magnets in Magnetic seals



GPS-04
'F' Seal

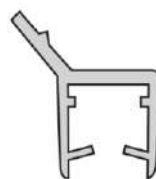


Standard Quality
Heavy PVC body

Also Available in,



GPS-05
Bottom Seal

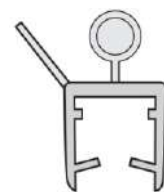


Standard Quality
Heavy PVC body

Also Available in,



GPS-06
Water Dispenser Seal



Standard Quality
Heavy PVC body

Also Available in,



GPS-07
Magnetic Seal 90°

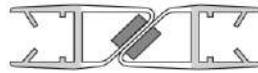


Standard Quality
Heavy PVC body

Also Available in,



GPS-08
Magnetic Seal 180°

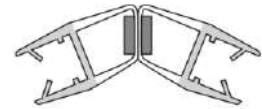


Standard Quality
Heavy PVC body

Also Available in,



GPS-09
Magnetic Seal 135°

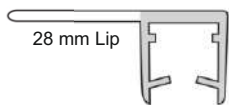


Standard Quality
Heavy PVC body

Also Available in,



GPS-10
'F' Seal 28mm Long Lip

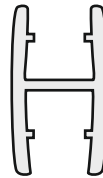


Standard Quality
Heavy PVC body

Also Available in,



GPS-11
'H' Type Glass Joint Long

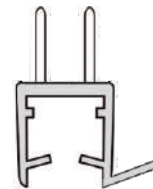


Standard Quality
Heavy PVC body

Also Available in,



GPS-12
Bottom Seal Double Lip

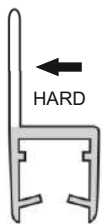


Standard Quality
Heavy PVC body

Also Available in,



GPS-13
Side 'h' Seal Hard Lip




Standard Quality
Heavy PVC body

Also Available in,



GPS-14
Bottom Seal with wool Pile

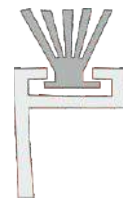


Standard Quality
Heavy PVC body

Also Available in,



GPS-15
Door Seal with wool Pile



Standard Quality
Heavy PVC body

Also Available in,



GCS-01
Glass Corner Shelf (Brass) + Square 'C' Brackets



Premium Quality
Pure Brass Railing

Available sizes,
9X9, 12X12 in.

GCS-02
Glass Corner Shelf (SS) + 'D' Brackets



Premium Quality
Pure SS Railing

Available sizes,
7X7, 9X9, 12X12, 15X15 in.

GCS-03
Glass Shelf (Brass) + 'F' Brackets



Premium Quality
Pure Brass Railing

Available sizes,
12X6, 15X6, 18X6 in.

GLASS CORNERS & GLASS SHELVES



Specifications

Pure SS & Brass Material
Customisation available some products
Proper Hold
Comes with Heavy Brackets

Features

High Grade SS-304 & Brass body
Bear high Temperatures
High Rust Resistance
Quick & Easy Installation
Proper wall Grip
Different Sizes Available


GCS-04
Glass Shelf (SS) + 'F' Brackets



Standard Quality
Pure SS Railing

Available sizes,
9X6, 12X6, 15X6, 18X6 in.

GCS-05
Glass Shelf-XLC (SS) + 'F' Brackets



Standard Quality
Pure SS Railing

Available sizes,
8X10, 9X12, 9X18, 12X18 in.

GBF-01
'D' Bracket



Standard Quality
Pure SS

Available sizes,
6,8,12mm

GBF-02
'F' Bracket



Standard Quality
Pure SS

Available sizes,
6,8,12mm

GBF-03
Square 'C' Bracket



Standard Quality
Brass Material

Available sizes,
6,8,12mm

GBF-04
Glass Studs



Standard Quality
Pure SS

Available sizes,
19,25,32mm



GLASS BRACKETS & FITTINGS

Specifications

Pure SS-304 & Brass Material
Available in Fix Quantity Sets
Proper Holding
Heavy Grip

Features

High Grade SS & Brass body
Bear high Temperatures
Quick & Easy Installation
Effective Grip on Glass
High Water Resistance


GBF-05
'L' Bet



Standard Quality
Pure SS

Also Available in,
Brass Material

GBF-06
Glass Button Type Stud



Standard Quality
Pure SS

Also Available in,
Brass Material



S- Series

Sliding Fittings Series,

In Glassco you get Fabulous Collection of Sliding enclosures & Quality fittings accessories, Which helps to Create your beautiful Space. And also you can customize it. All products are built with Great quality & were tested on proper & High standards.



SLIDING DOOR ROLLERS

Specifications

Comes in SS-304 Body
 Matt & Glossy finishes
 High Grade PVC Rollers

Features

High Grade SS Material
 Bear high Temperatures
 High Water Resistance
 Quick & Easy Installation
 Smooth Movement

GSDR-01

Sliding Roller Set (Regular)



80 Kg. Capacity
 Pure SS

2 Rollers + Floor Guide + 2 Stoppers

Also Available in,



GSDR-02

Sliding Roller Set (Large)



100 Kg. Capacity
 Pure SS

2 Rollers + Floor Guide + 2 Stoppers

Also Available in,



GSDR-03

PVC Body Sliding Roller Set (Regular)



80 Kg. Capacity
 Pure SS & PVC Materials

2 Rollers + Floor Guide + 2 Stoppers

Also Available in,



GSDR-04
Sliding Roller Set (Square)



80 Kg. Capacity
Pure SS

2 Rollers + Floor Guide + 2 Stoppers

Also Available in,



GSDR-04
Sliding Roller Set (Rectangle)



100 Kg. Capacity
Pure SS

2 Rollers + Floor Guide + 2 Stoppers

Also Available in,



GSDR-06

Concealed Sliding Roller Set (Regular)



80 Kg. Capacity
Pure SS

2 Rollers + Floor Guide + 2 Stoppers

Also Available in,



GSDR-07

Concealed Sliding Roller Set (Large)



100 Kg. Capacity
Pure SS

2 Rollers + Floor Guide + 2 Stoppers

Also Available in,



GSDR-08

Concealed Sliding Roller Set (Square)



80 Kg. Capacity
Pure SS

2 Rollers + Floor Guide + 2 Stoppers

Also Available in,



GSDR-09

Concealed Sliding Roller Set (Rectangle)



100 Kg. Capacity
Pure SS

2 Rollers + Floor Guide + 2 Stoppers

Also Available in,



GSCR-01

Sliding Soft Close Roller Set (Regular)



Standard Quality
Pure SS

Soft Close Roller set + 2 Holders + Floor Guide + 2 Stoppers

Also Available in,



SOFT CLOSE
SLIDING DOOR ROLLERS

Specifications

Comes in SS-304 Body
Heavy duty PVC Rollers
Matt & Glossy Finishes
Soft open & close mechanism
Smooth Movement

Features

High quality SS & PVC Material
Bear high Temperatures
Facilitates Soft Movement
High friction Resistance
Quick & Easy Installation
Heavy Quality Bearings & Springs

GSCR-02

Sliding Soft Close Roller Set (Rectangle)



Standard Quality
Pure SS

Soft Close Roller set + 2 Holders + Floor Guide + 2 Stoppers

Also Available in,



GSDH-01
Sliding Door Handle 133mm



Standard Quality
Pure SS

Also Available in 3 shades,



GSDH-02
Sliding Door Handle 92mm



Standard Quality
Pure SS

Also Available in 3 shades,



SLIDING SHOWER DOOR HANDLES

Specifications

Pure SS-304 & Brass Body
Matt & Glossy Finishes
Proper Grip
Smooth Handling

Features

High quality Material
Bear high Temperatures
Facilitates proper Movement
High water Resistance
Quick & Easy Installation

GSDH-03
Sliding Door Handle 55mm



Standard Quality
Pure SS

Also Available in 3 shades,



GSDH-04
Sliding Door Round Handle
50mm (Light)



Standard Quality
Pure SS

Also Available in 3 shades,



GSDH-05
Sliding Door Round Handle
50mm (Heavy)



Standard Quality
Pure SS

Also Available in 3 shades,



GSDH-06
Sliding Door Round Handle
50mm (Hollow)



Standard Quality
Pure SS

Also Available in 3 shades,



GSPF-07
Sliding Door Round Handle
50mm (Brass)



Standard Quality
Brass Material

Also Available in 3 shades,




GSDK-01

Sliding Door Knob (Standard Grip)



Standard Quality
Pure SS

Also Available in 3 shades,



**SLIDING DOOR
KNOBS**

Specifications

Comes in Pure SS-304 Body
Designed for Heavy usage
Matt & Glossy Finishes
Proper Grip
Smooth Handling

Features

High quality SS-304 Material
Bear high Temperatures
Facilitates proper Movement
High water Resistance
Quick & Easy Installation
Available in Matt & Glossy Finishes



GSDK-02

Sliding Door Knob (Heavy Grip)



Standard Quality
Pure SS

Also Available in 3 shades,



GSDK-03

Sliding Door Knob (Smooth Grip)



Standard Quality
Pure SS

Also Available in 3 shades,





SLIDING DOOR SYSTEM SET

Specifications


Body of SS-304
Contains all required Parts
Matt & Glossy Finishes

Features

High Grade Quality Steel Body
Smooth Handling
Bear high Temperatures
Heat & Water Resistance
Quick & Easy Installation

GSS-01

Sliding Set System-1



Pure SS-304
Effective Function
Roller, Handle, Guide, Stopper etc.

Also Available in 3 shades,



GSS-02

Sliding Set System-2



Pure SS-304
Effective Function
Roller, Handle, Guide, Stopper etc.

Also Available in 3 shades,





GSS-03
Sliding Set System-3



Pure SS-304
Effective Function
Roller, Handle, Guide, Stopper etc.

Also Available in 3 shades,



GSS-04
SYS Sliding System



Pure SS-304
Effective Function
Roller, Handle, Guide, Stopper etc.

Also Available in 3 shades,



GBA-01
Glass Bracket



Standard Quality
Pure Brass

Also Available in 3 shades,



GBA-02
Glass Bracket



Standard Quality
Pure Brass

Also Available in 3 shades,



GBA-03
Glass Bracket



Standard Quality
Pure Brass

Also Available in 3 shades,




Specifications

Pure Brass Material bodies
Matt & Glossy Finishes
Proper Function

Features

High Grade body
Bear high Temperatures
Water Resistance
Quick & Easy Installation
Facilitates Smooth Handling

GSRA-01
Cover Plate For Track



Standard Quality
Pure PVC

SLIDING DOOR ROLLER ACCESSORIES

GSRA-02
90° Track Connector



Standard Quality
Pure PVC

GSRA-03
Stopper PVC



Standard Quality
Pure PVC

GSRA-04
Single Floor Guide



Premium Quality
High Grade SS body
Also Available in 3 shades,



GSRA-05
Wall To Track Fixer (4mm)



Premium Quality
High Grade SS body
Also Available in 3 shades,



GSRA-05A
Wall To Track Fixer (6mm)



Premium Quality
High Grade SS body
Also Available in 3 shades,



GSRA-06
End Bracket



Premium Quality
High Grade PVC body

GSRA-07
Door Stopper



Premium Quality
High Grade SS body
Also Available in 3 shades,



GSRA-08
Centre Connector



Premium Quality
High Grade SS body
Also Available in 3 shades,



GSRA-09
Double Glass Floor Guide



Premium Quality
High Grade SS body
Also Available in 3 shades,



GSRA-10
Glass To Track Fixer



Premium Quality
High Grade SS body
Also Available in 3 shades,

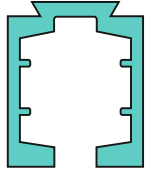


GSRA-11
SS Stopper



Premium Quality
High Grade SS body

GST-01
Only Glass Track

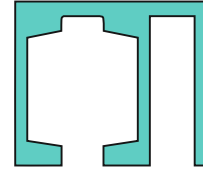


Premium Quality
High Grade Aluminium body

Also Available in,




GST-02
Door & Fixed Glass Track



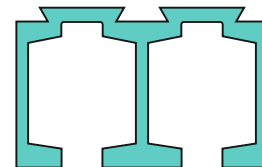
Premium Quality
High Grade Aluminium body

Also Available in,



GLASS SLIDING TRACKS

GST-03
Double Glass Track



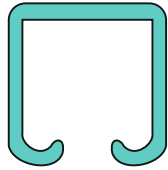
Premium Quality
High Grade Aluminium body

Also Available in,



GST-04

Only Glass Track (Round)



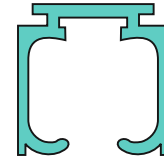
Premium Quality
High Grade Aluminium body

Also Available in,



GST-05

Only Glass Track XLC




Premium Quality
High Grade Aluminium body

Also Available in,



GST-06

Door & Fixed Glass Track XLC



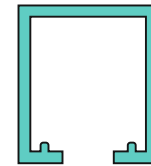
Premium Quality
High Grade Aluminium body

Also Available in,



GST-07

Only Glass Track (Square)



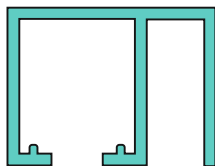
Premium Quality
High Grade Aluminium body

Also Available in,



GST-08

Door & Fixed Glass Track (Square)



Premium Quality
High Grade Aluminium body

Also Available in,



Specifications

Body of Heavy Aluminium
Matt & Glossy Finishes
Smooth Movement
Length of 2/3/4 metre

Features

High Grade Aluminium Material
Facilitates Soft Sliding
Less Resistance
High Durability
Bear High Temperatures
Water Resistance
Quick & Easy Installation

GSFS-01
Glass To Glass Centre Hinge



Standard Quality
Pure SS

Also Available in,



GSFS-02
Centre Hinge with Roller



Standard Quality
Pure SS

Also Available in,



GSFS-03
End Hinge with Roller



Standard Quality
Pure SS

Also Available in,



GSFS-04
Glass To Glass Centre Hinge with Guide



Standard Quality
Pure SS

Also Available in,



SLIDING FOLDING DOOR SYSTEM

GSFS-05
Glass To Glass Centre Hinge with Lock



Standard Quality
Pure SS

Also Available in,



Specifications

Pure SS-304 Material
Matt & Glossy Finishes
Proper Function
Smooth Movement

Features

High Grade Stainless Steel body
Bear high Temperatures
Heat Resistance
Quick & Easy Installation
Smooth Sliding
Soft sliding Function

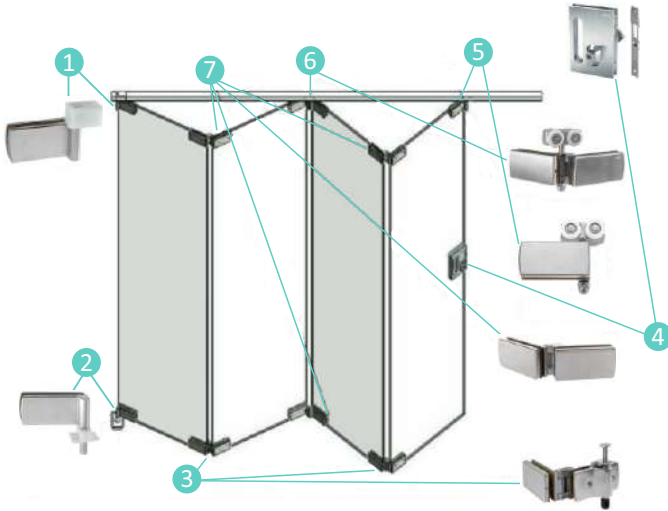
GSFS-06
Wall To Glass Hinge



Standard Quality
Pure SS

Also Available in,





SLIDING FOLDING SYSTEM DIAGRAM

- 1. GSFS-08 End Fixed Hinge
- 2. GSFS-09 Floor Fixed Hinge
- 3. GSFS-05 G to G centre Hinge with lock
- 4. GDLK-07 W To G Sliding Glass Door Lock
- 5. GSFS-03 End Hinge With Roller
- 6. GSFS-02 Centre Hinge With Roller
- 7. GSFS-01 G to G centre Hinge



GSFS-07
End Hinge with Guide



Standard Quality
Pure SS

Also Available in,



GSFS-08
End Fixed Hinge



Standard Quality
Pure SS

Also Available in,



GSFS-09
Floor Fixed Hinge




Standard Quality
Pure SS

Also Available in,



GSFS-10
Top Sliding Folding Tr



Standard Quality
Pure SS

Also Available in,



GSFS-11
Bottom Sliding Folding Track



Standard Quality
Pure SS

Also Available in,



FRAMELESS CENTRE FOLDING SYSTEM

GFC-01
Wall To Glass Hinge



Standard Quality
Pure SS

Also Available in,



GFC-02
Glass To Glass Hinge



Standard Quality
Pure SS

Also Available in,



Specifications

Pure SS-304 Material
Matt & Glossy Finishes
Proper Function
Smooth Movement

Features

High Grade Stainless Steel body
Bear high Temperatures
High Rust Resistance
Quick & Easy Installation
Smooth Handling
Soft sliding Function

GFC-03
Door Roller for Folding



Standard Quality
Pure SS

Also Available in,



GFC-04
Aluminium Sliding Folding Track (50X50mm)



Standard Quality
Aluminium Material

Also Available in,



GFC-05
Door Knob & Sleeve



Standard Quality
Pure SS

Also Available in,



GDLK-07 / GFC-06
Wall To Glass Sliding Glass Door Lock

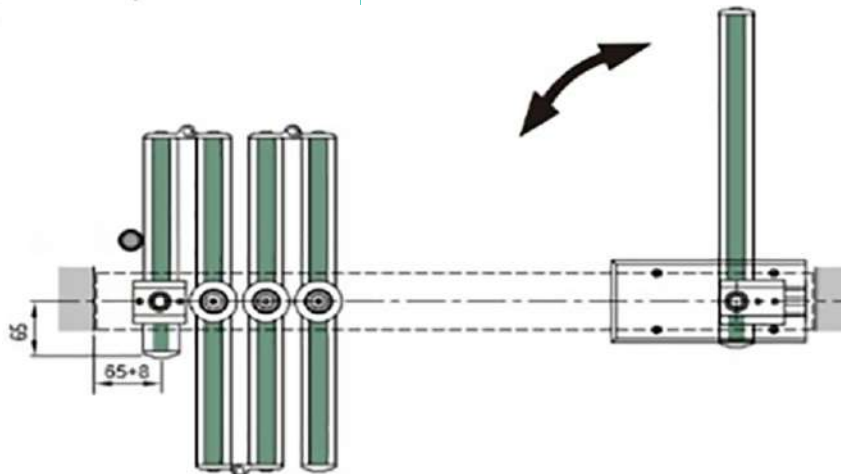
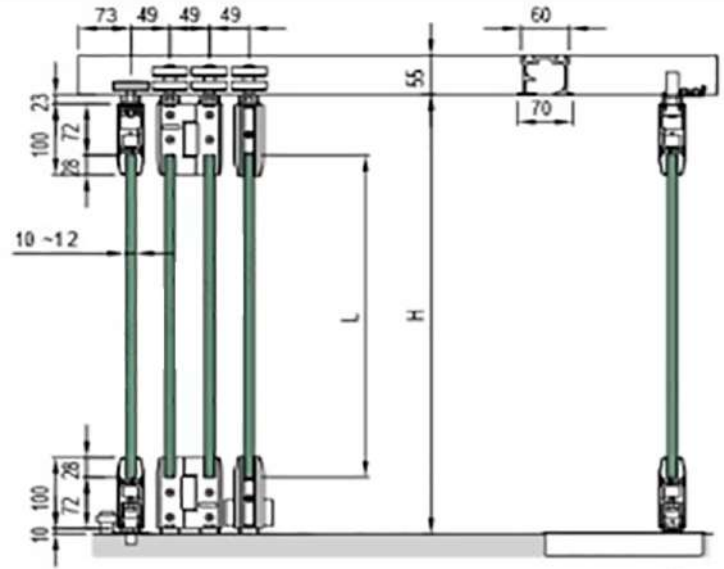
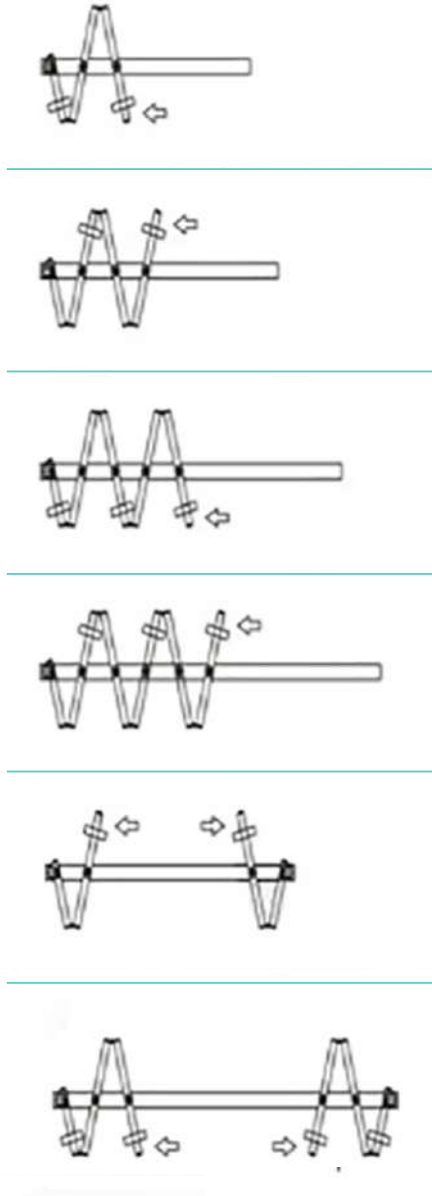


Standard Quality
Pure PVC

Also Available in,



CENTER FOLDING SYSTEM DIAGRAM



GSYS-01
Synchronized floor guide



Standard Quality
Pure SS

GSYS-02
Connecting Rope



Standard Quality
Pure SS

GSYS-03
Synchronized floating bearing



Standard Quality
Pure SS

Synchronized Sliding System



SYNCHRONIZED SLIDING SYSTEMS

Specifications

Body Of SS
Dynamic Design
Also available in Black

Features

High Grade Quality SS Body
Less Resistance
Bear High Temperature
Heat & Water Resistance
Quick & Easy Installation

GSRA-08
Synchronized floor guide



Standard Quality
Pure SS

Also Available in,



GTS-02
Concealed Round Roller



Standard Quality
Pure SS

GTS-03
Standard Round Roller



Also Available in,



TELESCOPIC SLIDING SYSTEMS

Specifications

Body Of SS
Dynamic Design
Also available in Black

Features

High Grade Quality SS Body
Less Resistance
Bear High Temperature
Heat & Water Resistance
Quick & Easy Installation



GSRA-09
Double Glass Floor Guide



Standard Quality
Pure SS

Also Available in,



Telescopic Sliding System Set



A - Series

Aluminium Profiles & Slim Partition Series,




**Please Refer Our Advance Aluminum system Catalogue for more details.

Glassco has variety of Aluminium profiles & solutions like Kitchen & Shutter Profiles, Glazing profiles, slim Partition Profiles, Office Partition Profiles & Many More These products are enhances beauty of your Home & Ideal Space All products were tested on proper standards.



GAGP-01

Aluminium Glazing Profile (Standard)



Standard Quality
Pure Aluminium Material

Also Available in,



ALUMINIUM GLAZING PROFILES

GAGP-02

Aluminium Glazing Profile (Square)



Heavy Quality
Pure Aluminium Material

Also Available in,



Specifications

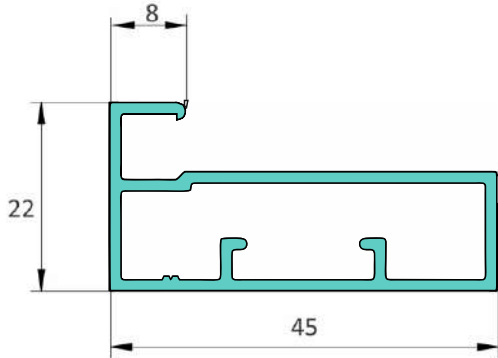
- Body Pure Aluminium
- Proper Hold
- Available in Glossy & Matt Finish
- Extra Static Design
- Slim Look

Features

- High Grade Aluminium Material
- High Holding Capacity
- High Weight Bearing Capacity
- High Strength & Proper Grip
- High Heat & Water Resistance
- Quick & Easy Installation



GASP-01
Standard Shutter Profile



Available Finishes,
Aluminium Satin Matt
CP (Chrome)
Midnight Black
Graphite Grey
Rose Gold
Grey Sapphire
Super Champagne

Standard Quality
Pure Aluminium Material

ALUMINIUM SHUTTER PROFILES

Specifications

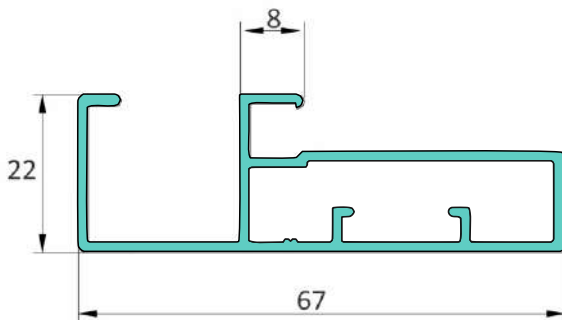
Body Pure Aluminium
Proper Hold
Multiple Shades Available
Extra Static Design
Length Of 3mtr.

Features

High Grade Aluminium Material
High Holding Capacity
High Strength & Proper Grip
High Heat & Water Resistance
Slim Design



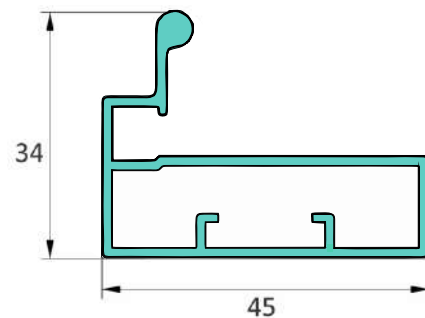
GASP-02
Standard Handle Profile



Available Finishes,
Aluminium Satin Matt
CP (Chrome)
Midnight Black
Graphite Grey
Rose Gold
Grey Sapphire
Super Champagne

Standard Quality
Pure Aluminium Material

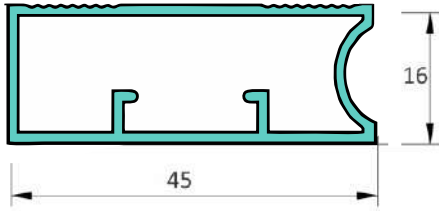
GASP-03
Slim Handle Profile



Available Finishes,
Aluminium Satin Matt
CP (Chrome)
Midnight Black
Graphite Grey
Rose Gold
Grey Sapphire
Super Champagne

Standard Quality
Pure Aluminium Material

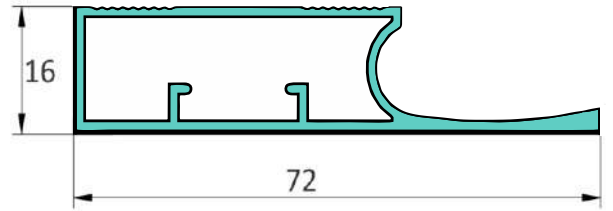
GASP-04
Stick Shutter Profile



Available Finishes,
Aluminium Satin Matt, CP (Chrome)
Midnight Black, Graphite Grey,
Rose Gold, Grey Sapphire
Super Champagne

Standard Quality
Pure Aluminium Material

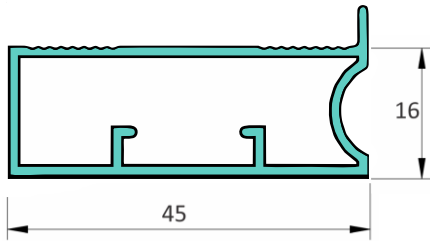
GASP-05
Stick Handle Profile



Available Finishes,
Aluminium Satin Matt, CP (Chrome)
Midnight Black, Graphite Grey,
Rose Gold, Grey Sapphire
Super Champagne

Standard Quality
Pure Aluminium Material

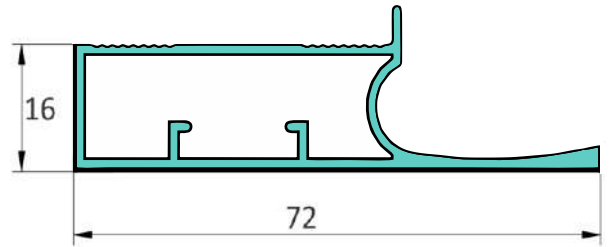
GASP-06
Stick Slimline Shutter Profile



Available Finishes,
Aluminium Satin Matt, CP (Chrome)
Midnight Black, Graphite Grey,
Rose Gold, Grey Sapphire
Super Champagne

Standard Quality
Pure Aluminium Material

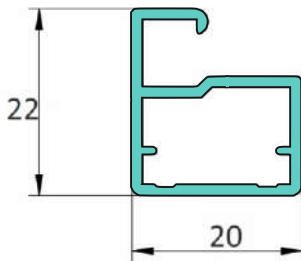
GASP-07
Stick Slimline Handle Profile



Available Finishes,
Aluminium Satin Matt, CP (Chrome)
Midnight Black, Graphite Grey,
Rose Gold, Grey Sapphire
Super Champagne

Standard Quality
Pure Aluminium Material

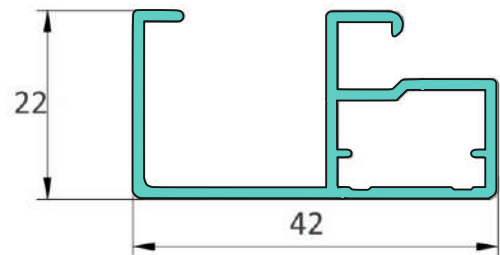
GASP-08
Sleek Shutter Profile



Available Finishes,
Aluminium Satin Matt, CP (Chrome)
Midnight Black, Graphite Grey,
Rose Gold, Grey Sapphire
Super Champagne

Standard Quality
Pure Aluminium Material

GASP-09
Sleek Handle Profile



Available Finishes,
Aluminium Satin Matt, CP (Chrome)
Midnight Black, Graphite Grey,
Rose Gold, Grey Sapphire
Super Champagne

Standard Quality
Pure Aluminium Material

GSPA-01
0° Hinges



Pure SS Material
Available in Soft close & Hard close types
35mm Cup Diameter

SHUTTER PROFILE ACCESSORIES

Specifications

Body of Cold Rolled Steel & Iron
Hydraulic Soft Closing Function
Smooth Movement
Door Thickness 15-32mm

Features

Facilitates Smooth Movement
Less Resistance
High Durability
Bear High Temperatures
Water Resistance
Quick & Easy Installation

GSPA-02
8° Hinges



Pure SS Material
Available in Soft close & Hard close types
35mm Cup Diameter & 15-32mm door thickness

GSPA-03
15° Hinges



Pure SS Material
Available in Soft close & Hard close types
35mm Cup Diameter & 15-32mm door thickness

GSPA-04
Aluminium Profile 'L' Connector



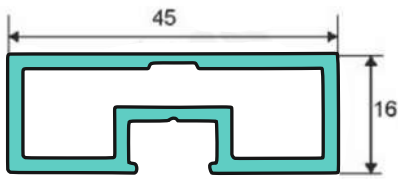
Galvanized Iron
Standard 'L' Type shape

GSPA-05
Hydraulic Gas Pump



Available In Regular & Soft Close types
Capacity of 5/10/15/20/25kg. Available

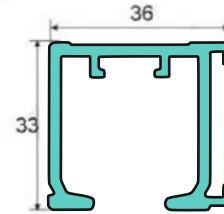
GSPS-01
Slim Side Frame Profile



Available Finishes,
Matt Black
Champagne Gold
Brush Gold
Rose Gold
Bronze Ceramic
Mill

Standard Quality
Length of 3.1 & 5mtr.
Pure Aluminium Material

GSPS-02
Single Sliding Track



Available Finishes,
Matt Black
Champagne Gold
Brush Gold
Rose Gold
Bronze Ceramic
Mill

Standard Quality
Length of 3.1 & 5mtr.
Pure Aluminium Material

ALUMINIUM SLIM PARTITION SYSTEM

Specifications

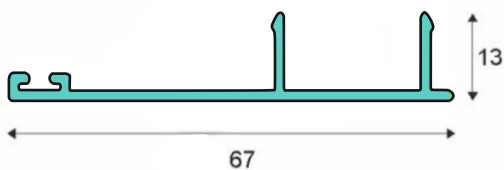
Body Pure Aluminium
Multiple Shades Available
Extra Static Design
Length Of 3.1 & 5mtr.

Features

High Grade Aluminium Material
Premium look
High Strength & Proper Grip
Sleek Design



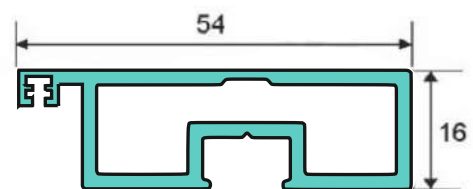
GSPS-03
Sliding Track Cover



Available Finishes,
Matt Black
Champagne Gold
Brush Gold
Rose Gold
Bronze Ceramic
Mill

Standard Quality
Length of 3.1 & 5mtr.
Pure Aluminium Material

GSPS-04
Slim Side Frame Interlock Profile

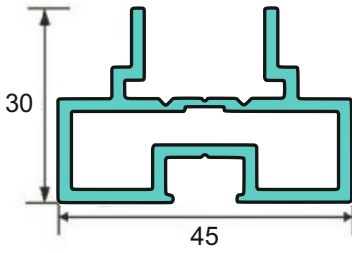


Available Finishes,
Matt Black
Champagne Gold
Brush Gold
Rose Gold
Bronze Ceramic
Mill

Standard Quality
Length of 3.1 & 5mtr.
Pure Aluminium Material

GSPS-05

Top & Bottom Profile

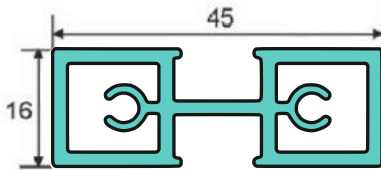


Available Finishes,
Matt Black
Champagne Gold
Brush Gold
Rose Gold
Bronze Ceramic
Mill

Standard Quality
Length of 3.1 & 5mtr.
Pure Aluminium Material

GSPS-06

Divider Partition Profile



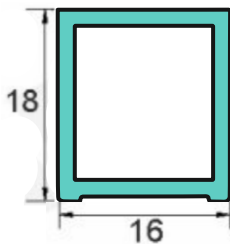
Available Finishes,
Matt Black
Champagne Gold
Brush Gold
Rose Gold
Bronze Ceramic
Mill

Standard Quality
Length of 3.1 & 5mtr.
Pure Aluminium Material



GSPS-07

Sticking Profile for door Pattern 16x18

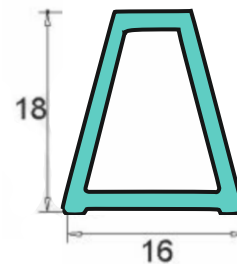


Available Finishes,
Matt Black
Champagne Gold
Brush Gold
Rose Gold
Bronze Ceramic
Mill

Standard Quality
Length of 3.1 & 5mtr.
Pure Aluminium Material

GSPS-08

Sticking Profile for door Pattern 7x18



Available Finishes,
Matt Black
Champagne Gold
Brush Gold
Rose Gold
Bronze Ceramic
Mill

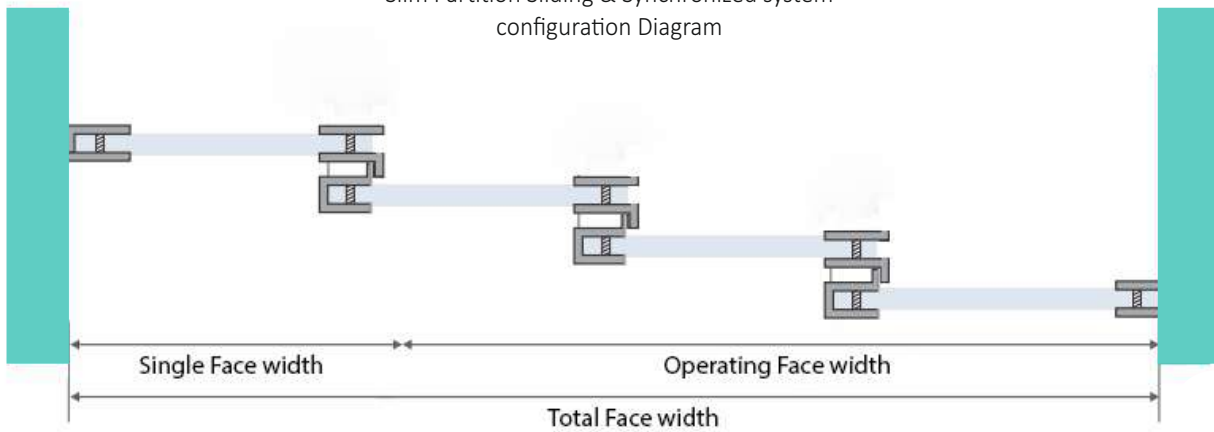
Standard Quality
Length of 3.1 & 5mtr.
Pure Aluminium Material

GSPH
Slim Partition Hardware Fittings



Available Finishes,
Aluminium Satin Matt
CP (Chrome)
Midnight Black
Super Rose Gold
Graphite Grey

Slim Partition Sliding & Synchronized system configuration Diagram



NOTE:

Please Refer Our Advance Aluminum system Catalogue or VMS Catalogue for more details.

L- Series

Locks & Glass Security Systems Series,



Glassco provides you a variety of Security Locks, Appliances, Accessories & Many more to make your house safer. In every product, it's durability, quality & functions were tested on proper standards.

GDLK-01

Wall to Glass Door Lock (Key & Knob)



Unique Key Feature
No Cutout Required
SS-304 Body

Also Available in 3 shades,



GDLK-02

Glass to Glass Door Lock (Key & Knob)



Unique Key Feature
No Cutout Required
SS-304 Body

Also Available in 3 shades,



GDLK-03

Wall to Glass Door Lock with (Only Key)



Unique Key Feature
No Cutout Required
SS-304 Body

Also Available in 3 shades,



GDLK-04

Glass to Glass Door Lock (Only Key)



Unique Key Feature
No Cutout Required
SS-304 Body

Also Available in 3 shades,



GDLK-05
Wall to Glass Door Lock (Medium)



Unique Key Feature
No Cutout Required
SS-304 Body

Also Available in 3 shades,



GDLK-06
Glass to Glass Door Lock (Medium)



Unique Key Feature
No Cutout Required
SS-304 Body

Also Available in 3 shades,



GDLK-07
Wall To Glass Sliding Glass Door Lock



Fancy Design
Cutout Required
SS-304 Body

Also Available in 3 shades,



GDLK-08
Glass To Glass Sliding Glass Door Lock



Comes With Strike Box
Cutout Required
SS-304 Body

Also Available in 3 shades,



GDLK-09
Wall To Glass Door Lock with Handle



Comes With Handle Facility
Cutout Required
SS-304 Body

Also Available in 3 shades,



GDLK-10
Glass To Glass Door Lock with Handle



Comes With Strike Box
Cutout Required
SS-304 Body

Also Available in 3 shades,



GDLK-11
Wall to Glass Latch



Comes With Wall Plate
No Cutout Required
SS-304 Body

Also Available in 3 shades,



GDLK-12
Glass to Glass Latch



Comes With Strike Box
No Cutout Required
SS-304 Body

Also Available in 3 shades,



GLASS DOOR LOCKS



At the end of the day,
the goals are Simple
Safety & Security
So ensure it with us.



GDLK-13
Single Door Lock (Only Knob)



Comes With Wall Plate
No Cutout Required
SS-304 Body

Also Available in 3 shades,



GDLK-14
Double Door Lock (Only Knob)



Comes With Strike Box
No Cutout Required
SS-304 Body

Also Available in 3 shades,



GDLK-15
Wall to Glass Latch (Square)



Comes With Wall Plate
No Cutout Required
SS-304 Body

Also Available in 3 shades,



GDLK-16
Glass to Glass Latch (Square)



Comes With Strike Box
No Cutout Required
SS-304 Body

Also Available in 3 shades,



GDLK-17

Wall To Glass Fancy Glass Door Handle & Lock



Comes With Handle Facility
Cutout Required
SS-304 Body

Also Available in 3 shades,



GDLK-18

Glass To Glass Fancy Glass Door Handle & Lock



Comes With Strike Box
Cutout Required
SS-304 Body

Also Available in 3 shades,



GDLK-19

Single Sliding Door Lock



Cutout Required
Unique Key Feature
SS-304 Body

Also Available in 3 shades,



GDLK-20

Double Sliding Door Lock



Cutout Required
Unique Key Feature
SS-304 Body

Also Available in 3 shades,



GSPF-08

Bottom Patch Lock



Standard Quality
Cutout Required
SS-304 Body

Also Available in 3 shades,



Specifications

Body of SS-304
Available in Glossy & Matt Finish
Gaskets for safety
Dynamic Locking System


Features

High Grade Quality SS Body
Adjustable according Glass Thickness
Less Resistance
Bear 60 degree Celsius Temperature
Heat & Water Resistance
Quick & Easy Installation
Comes In 3 Shades
Higher Safety Standards
Proper Grip with Durable Locking System



R - Series

Glass Railing Series



Glassco has various Railing solutions to
Make your Office & Home even more elegant.
So transform your place more beautiful,
with these different Railings.
All products are built with proper quality.

GRS-01



Standard Quality
SS-304

Also Available in 3 shades,



GRS-02



Standard Quality
SS-304

Also Available in 3 shades,



GRS-03



Standard Quality
SS-304

Also Available in 3 shades,



STUD TYPE RAILING FITTINGS


Specifications

Comes in SS-304 Body
Available in Glossy & Matt Finish
Available in multiple finishes
Proper Hold

Features


High Grade SS Material
Bear high Temperatures
High Water Resistance
Quick & Easy Installation
High Holding Capacity

GRS-04



Standard Quality
SS-304

Also Available in 3 shades,



GRS-04A



Standard Quality
SS-304

Also Available in 3 shades,



GRS-04B



Standard Quality
SS-304

Also Available in 3 shades,



GRB-01



Standard Quality
SS-304 Material

GRB-02



Standard Quality
SS-304 Material

GRB-03



Standard Quality
SS-304 Material



STANDARD ROD TYPE RAILING (BALUSTERS)

Specifications

Body SS-304
Available in Glossy & Matt Finish
Proper Holding
Hole cutout Required

Features

High Grade SS Body
Proper Grip
Water Resistance
High Weight Holding Capacity
Quick & Easy Installation

GRB-04



Standard Quality
SS-304 Material

GRB-05



Standard Quality
SS-304 Material

GRB-06



Standard Quality
SS-304 Material

GRB-07



Standard Quality
SS-304 Material

GRB-08



Standard Quality
SS-304 Material

GRB-09



Standard Quality
SS-304 Material

GRB-10



Standard Quality
SS-304 Material

GRB-11



Standard Quality
SS-304 Material

GRB-12



Standard Quality
SS-304 Material

GRB-13



Standard Quality
SS-304 Material

GRB-14



Standard Quality
SS-304 Material

GRB-15



Standard Quality
SS-304 Material

CONTINUOUS MOUNTING RAILINGS



GRCM-01



Standard Quality
Aluminium Material

GRCM-02



Standard Quality
Aluminium Material

GRCM-03



Standard Quality
Aluminium Material

GRCM-04



Standard Quality
Aluminium Material

GRCM-05



Standard Quality
Aluminium Material

GRCM-06



Standard Quality
Aluminium Material

GRCM-07



Standard Quality
Aluminium Material

GRCM-08



Standard Quality
Aluminium Material

GRCM-09



Standard Quality
Aluminium Material

GRCM-10



Standard Quality
Aluminium Material

GRCM-11



Standard Quality
Aluminium Material

GRCM-12



Standard Quality
Aluminium Material

GRCM-13



Standard Quality
Aluminium Material

GRCM-14



Standard Quality
Aluminium Material

GRCM-15



Standard Quality
Aluminium Material

GRCM-16



Standard Quality
Aluminium Material

GRCM-17



Standard Quality
Aluminium Material

GRCM-18




Standard Quality
Aluminium Material

Specifications

Body of Pure Aluminium
Available in Glossy & Matt Finish
Proper Holding
Multiple shades available
(Refer Shade card page for it)

Features

Aluminium Body
Proper Grip
Less Resistance
Water & Heat Resistance
Quick & Easy Installation
Efficient Design

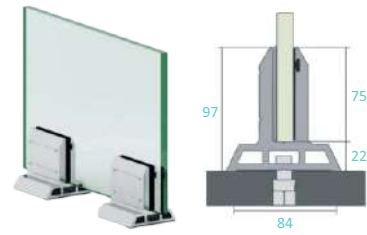


GRMB-01



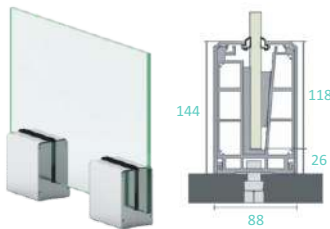
Standard Quality
Aluminium Material

GRMB-02



Standard Quality
Aluminium Material

GRMB-03



Standard Quality
Aluminium Material

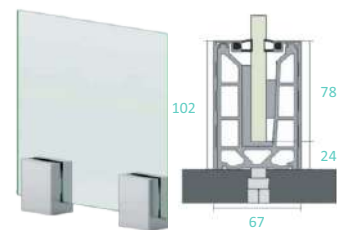
RAILING MOUNTING BRACKETS

GRMB-04



Standard Quality
Aluminium Material

GRMB-05



Standard Quality
Aluminium Material



Specifications

Body of Pure Aluminium
Available in Glossy & Matt Finish
Proper Holding
Multiple shades available
(Refer Shade card page for it)

Features

Aluminium Body
Proper Grip
Less Resistance
Water & Heat Resistance
Quick & Easy Installation
Efficient Design

GRSF-01



Standard Quality
SS-304 Material

GRSF-02



Standard Quality
SS-304 Material

GRSF-03



Standard Quality
SS-304 Material

GRSF-04



Standard Quality
SS-304 Material

GRSF-05



Standard Quality
SS-304 Material

RAILING SPIGOT FITTINGS

Specifications

Body SS-304
Glossy & Matt Finish
Proper Holding
Multiple shades available
(Refer Shade card page for it)

Features

High Grade SS Body
Proper Grip
Water Resistance
High Weight Holding Capacity
Quick & Easy Installation

GRSF-06



Standard Quality
SS-304 Material

GRSF-07



Standard Quality
SS-304 Material

GRSF-08



Standard Quality
SS-304 Material

GRSF-09



Standard Quality
SS-304 Material

GRSF-10



Standard Quality
SS-304 Material

GRSF-11



Standard Quality
SS-304 Material

GRSF-12



Standard Quality
SS-304 Material



GRSF-13



Standard Quality
SS-304 Material

GRSF-14



Standard Quality
SS-304 Material

GRSF-15



Standard Quality
SS-304 Material

ALUMINIUM RAILING HANDRAILS

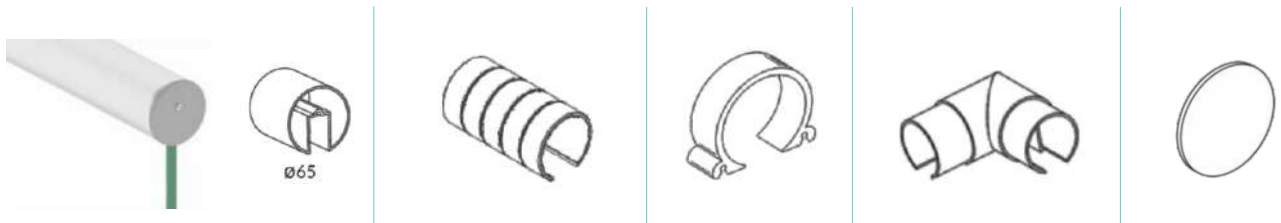
Specifications

Comes in Aluminium Body
 Static Design
 Multiple shades available
 (Refer Shade card page for it)

Features

High Grade Material
 Bear high Temperatures
 High Water Resistance
 Quick & Easy Installation

GRHR-01



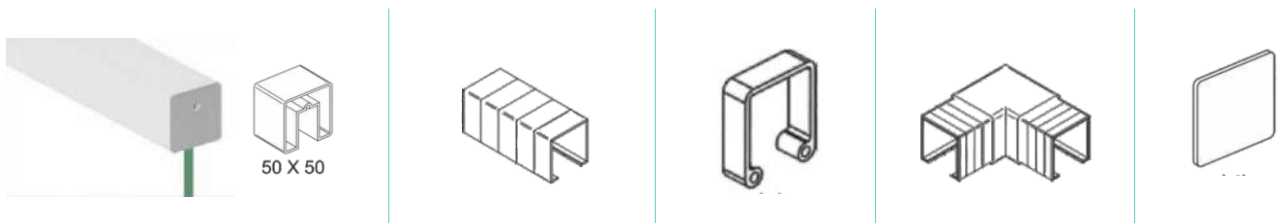
Aluminium Material
 65mm Diameter

GRHR-02




Aluminium Material
 50mm Diameter

GRHR-03



Aluminium Material
 50x50mm Width

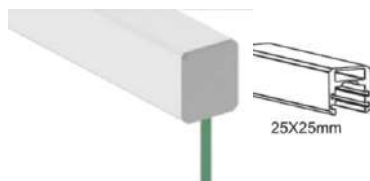
GRHR-04



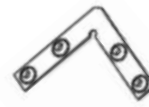
Aluminium Material
66x39mm width



GRHR-05



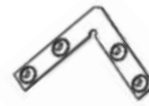
Aluminium Material
25x25mm width




GRHR-06



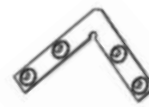
Aluminium Material
35x40mm width



GRHR-07



Aluminium Material
71x35mm width
LED Light Feature



GRHB-01



Standard Quality
SS-304 Material

GRHB-02



Standard Quality
SS-304 Material

GRHB-03



Standard Quality
SS-304 Material

RAILING HANDRAIL BRACKETS (SS)

Specifications

- Body of Stainless steel
- 2 Types in Finishes
- Static design
- Multiple shades available
(Refer Shade card page for it)

Features

- High Grade SS Body
- Proper Grip
- Less Resistance
- Water Resistance
- Quick & Easy Installation

GRHB-04



Standard Quality
SS-304 Material

GRHB-05



Standard Quality
SS-304 Material

GRHB-06



Standard Quality
SS-304 Material

GRHB-07



Standard Quality
SS-304 Material

GRHB-08



Standard Quality
SS-304 Material

GRHB-09



Standard Quality
SS-304 Material

GRHB-10



Standard Quality
SS-304 Material

GRHB-11



Standard Quality
SS-304 Material



GRSH-01



Standard Quality
38mm Diameter
SS-304 Material

GRSH-02



Standard Quality
38mm Diameter
SS-304 Material

GRSH-03



Standard Quality
40x40mm Width
SS-304 Material

SS RAILING HANDRAILS

Specifications

Body of SS-304
Available in Glossy & Matt Finish
Proper Hold
Multiple shades available
(Refer Shade card page for it)

Features

High Grade SS Body
Proper Grip
Bear high Temperatures
Water Resistance
Quick & Easy Installation
Round & Square Bodies



GRSH-04



Standard Quality
40x60mm Width
SS-304 Material

GRSH-05



Standard Quality
40x40mm Width
SS-304 Material

GRSH-06



Standard Quality
40x60mm Width
SS-304 Material

GRHA-01



Standard Quality
SS-304

GRHA-02



Standard Quality
SS-304

SS HANDRAIL ACCESSORIES

Specifications

Comes in SS-304 Body
Available in Glossy & Matt Finish
Premium look
Multiple shades available
(Refer Shade card page for it)

Features

High Grade SS Material
Bear high Temperatures
High Water Resistance
Quick & Easy Installation
High Holding Capacity

GRHA-03



Standard Quality
SS-304



GRHA-04



Standard Quality
SS-304

GRHA-05



Standard Quality
SS-304

GRHA-06



Standard Quality
SS-304

GRHA-07



Standard Quality
SS-304

GRHA-08



Standard Quality
SS-304

GRHA-09



Standard Quality
SS-304

GRHA-10



Standard Quality
SS-304

GRHA-11
Single Connector - XLC



Standard Quality
SS-304

GRHA-12



Standard Quality
SS-304

GRHA-13



Standard Quality
SS-304

GRHA-14



Standard Quality
SS-304

GRHA-15



Standard Quality
SS-304

GRHA-16



Standard Quality
SS-304

SHADE & COAT GLOSSARY METALLIC



Satin Matt



Night Black



Solar Gold



Rose Gold



Graphite Gray



Champagne Gold

SHADE & COAT GLOSSARY WOODEN



W-1 Pine



W-3 Oak



W-2 Mahogany



W-4 Red Sandle

*shades & coatings are customized on specified products only.



Glassco[®]
NEW AGE OF GLASS WORLD

**QUALITY
GUARANTEED**

Advance Technology

Safe & Strong



Disclaimer (TERMS & CONDITIONS) :

Taxes will be charged extra at actual.

All Our Previous Edition's catalogues & Price list are Discontinued

Product Shown in Catalogue are the visual & may be differ from original,

Visual & printed colors which indicates the shades are not 100% match to real ones, Please refer Original Product for toughen glass cutout.

Product & Price list are subject to change without any notice. All Products are provide according to the availability & current factors basis.

Any Other Issues Like Rust, Improper Usage & Dirt or water related Problems Company is not bound or responsible & don't provide Mechanism warranty is such cases.

All subject to Anand Jurisdiction only.



“ NEW AGE OF GLASS WORLD ”

Marketed & Mfg. by :


Head Office :

Glassco Solutions,
Opp. Rajshivalaya cinema,
Nr. Geeta Glass,
Anand, Gujrat, 388 001

+91-9825446914 / +91-9099033914

info@glassco.co.in

www.glassco.co.in



GG
Group



www.glassco.co.in

Specifications subject to
change without update as per situations